






































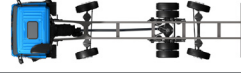















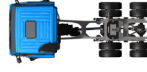

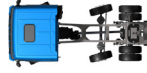


		Day Cab	Sleeper Cab	Space Cab	Super Space Cab	Engine	
<b>LF</b> City	LF 150 LF 170					PX-4 (115 kW/156 hp) PX-4 (127 kW/172 hp)	
<b>LF</b> 8-12t	LF 180 LF 210 LF 230 LF 260					PX-5 (135 kW/184 hp) PX-5 (157 kW/213 hp) PX-7 (172 kW/234 hp) PX-7 (194 kW/264 hp)	
<b>LF</b> 14-16t	LF 180 LF 210 LF 230 LF 260 LF 290					PX-5 (135 kW/184 hp) PX-5 (157 kW/213 hp) PX-7 (172 kW/234 hp) PX-7 (194 kW/264 hp) PX-7 (217 kW/295 hp)	
<b>LF</b> 19t	LF 230 LF 260 LF 290 LF 320	<i>Construction</i> 				PX-7 (172 kW/234 hp) PX-7 (194 kW/264 hp) PX-7 (217 kW/295 hp) PX-7 (239 kW/325 hp)	
<b>CF</b> PX-7	CF 230 CF 260 CF 290 CF 320					PX-7 (172 kW/234 hp) PX-7 (194 kW/264 hp) PX-7 (217 kW/295 hp) PX-7 (239 kW/325 hp)	
<b>CF</b> MX-11	CF 300 CF 340 CF 370 CF 410 CF 450	<i>Construction</i> 		<i>Construction</i> 	<i>Construction</i> 		MX-11 (220 kW/299 hp) MX-11 (251 kW/341 hp) MX-11 (270 kW/367 hp) MX-11 (300 kW/408 hp) MX-11 (330 kW/449 hp)
<b>CF</b> MX-13	CF 430 CF 480 CF 530	<i>Construction</i> 		<i>Construction</i> 	<i>Construction</i> 		MX-13 (315 kW/428 hp) MX-13 (355 kW/483 hp) MX-13 (390 kW/530 hp)
<b>XF</b>	XF 430 XF 450 XF 480 XF 530			<i>Comfort Cab</i> 			MX-13 (315 kW/428 hp) MX-11 (330 kW/449 hp) MX-13 (355 kW/483 hp) MX-13 (390 kW/530 hp)

Rigid chassis			LF City	LF 8-12t	LF 14-16t	LF 19t	CF PX-7	CF MX-11	CF MX-13	XF
<b>FA</b> 4x2			✓	✓	✓	✓	✓	✓	✓	✓
<b>FAR</b> 6x2							✓	✓	✓	✓
<b>FAS</b> 6x2							✓	✓	✓	✓
<b>FAG</b> 6x2								✓		
<b>FAN</b> 6x2							✓	✓	✓	✓
<b>FAT</b> 6x4							✓	✓	✓	✓
<b>FAQ</b> 8x2							✓	✓		
<b>FAX</b> 8x2							✓	✓		✓
<b>FAD</b> 8x4							✓	✓		

Tractor chassis			LF 13t	CF MX-11	CF MX-13	XF
<b>FT</b> 4x2			✓	✓	✓	✓
<b>FTP</b> 6x2				✓	✓	✓
<b>FTR</b> 6x2				✓	✓	✓
<b>FTS</b> 6x2						✓
<b>FTG</b> 6x2				✓	✓	✓
<b>FTN</b> 6x2						✓
<b>FTT</b> 6x4				✓	✓	✓
<b>FTM</b> 8x4						✓

### DAF Trucks UK

Eastern Bypass  
Thame  
Oxfordshire  
OX9 3FB  
Tel: 00 (44) 1844 261111  
Fax: 00 (44) 1844 217111  
www.daf.co.uk


#### Trailing axle



Also available  
in Construction  
version



#### Driven axle



Also available  
in Low Deck  
version

